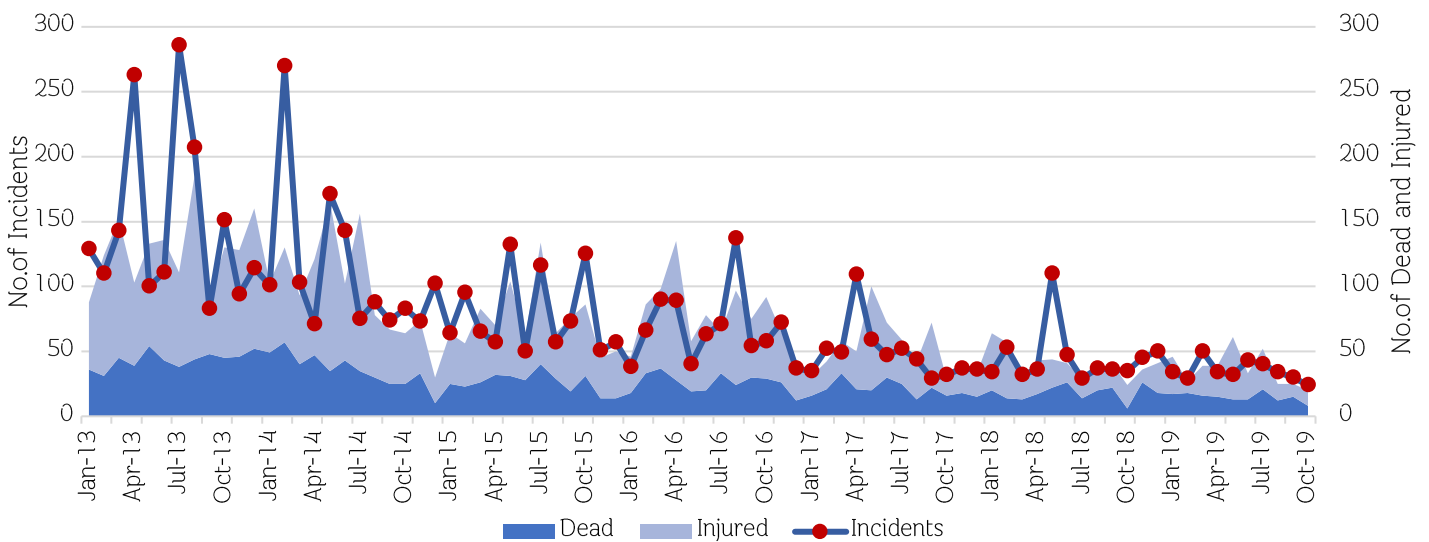



24 Incidents	20 Casualties	
	8 Dead	12 Injured
	Hard Target 2	Hard Target 9
	Soft Target 6	Soft Target 3
Total Jan 2004 – Oct 2019		
Incidents = 20,451		
Dead = 7,053 Injured = 13,209		



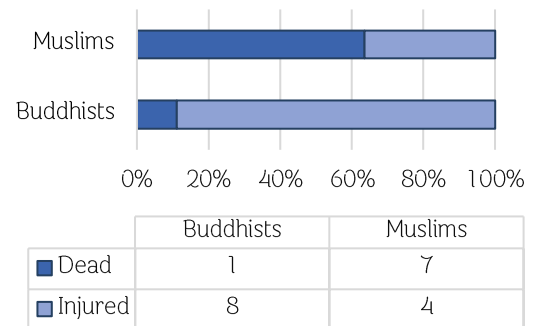
TYPE OF INCIDENTS



CAUSES OF INCIDENTS



RELIGIONS OF VICTIMS



In October the number casualties below 18 Male 1 18-59 years Male 11 Female 2 Above 60 years Male 1 And 5 Male Unclear of age